

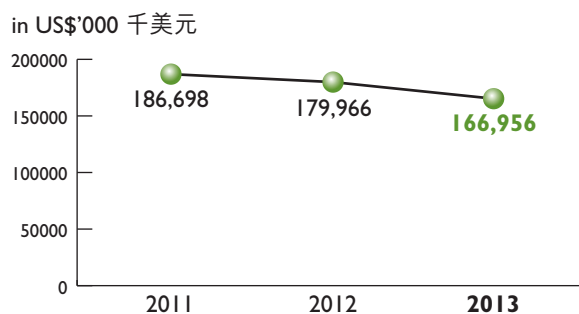
Financial Highlights

財務摘要

		Unaudited six months ended 30 June 未經審核截至六月三十日止六個月		Change 變動
		2013 二零一三年 US\$'000 千美元	2012 二零一二年 US\$'000 千美元	
Revenue	收益	166,956	179,966	(7.2%)
Gross profit	毛利	24,916	30,230	(17.6%)
Profit for the period	期內溢利	1,521	3,228	(52.9%)
Profit attributable to owners	擁有人應佔溢利	1,920	3,673	(47.7%)
Basic earnings per share	每股基本盈利	0.13 US cents 美仙	0.24 US cents 美仙	
Diluted earnings per share	每股攤薄盈利	0.13 US cents 美仙	0.24 US cents 美仙	
Interim dividend proposed per share	擬派每股中期股息	0.101 US cents 美仙	0.144 US cents 美仙	
Total dividends paid and proposed per share	已付及擬派每股股息總額	0.246 US cents 美仙	0.455 US cents 美仙	

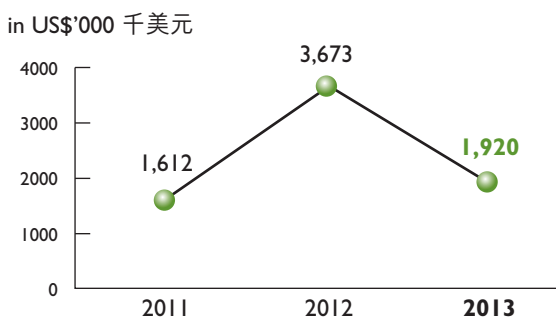
Revenue 收益

Six months ended 30 June
截至六月三十日止六個月



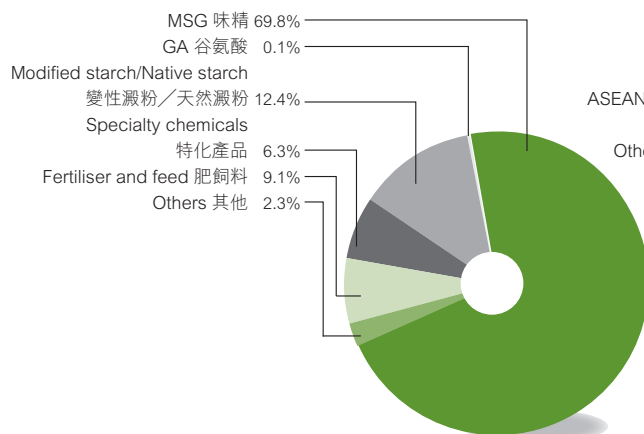
Profit Attributable to Owners

擁有人應佔溢利
Six months ended 30 June
截至六月三十日止六個月



Revenue by Products 按產品分類之收益

Six months ended 30 June 2013
截至二零一三年六月三十日止六個月



Revenue by Geographic Location 按地區分類之收益

Six months ended 30 June 2013
截至二零一三年六月三十日止六個月

